


Accelerated Reader

Parent Information Morning

“Once you learn to read, you will be forever free.” - Frederick Douglass

“Today a reader, tomorrow a leader.” – Margaret Fuller



What is Accelerated Reader (AR)?

AR is a computer program that helps teachers manage and monitor children's independent reading practice. Your child picks a book at his/her own level and reads it at his/her own pace. When finished, your child takes a short quiz on the computer – passing the quiz is an indication that your child has understood what has been read. AR gives both children and teachers feedback based on the quiz results which the teacher then uses to help the child set targets and ongoing reading practice.

What is a STAR Reading™ test?

STAR Reading is a computerised reading assessment that uses computer-adaptive technology. Questions continually adjust to your child's responses. If the child's response to a question is correct, the difficulty level of the next question is increased. If the child misses a question, the difficulty level of the next question is reduced. The test uses multiplechoice questions and takes approximately 20 minutes.

What is a Zone of Proximal Development (ZPD)?

- In independent literature-based reading, ZPD is the range of books that will challenge a child without causing frustration or loss of motivation. Your child will receive a ZPD range after taking a STAR Reading test or teachers can use their best professional judgment to determine a ZPD. It is important for children to read with a high degree of comprehension and within their ZPDs. ZPDs should be adjusted based on the needs of your child.

Is it OK for my child to read outside of his/her reading level?

- Just because a child can read the words in a book does not mean the content is appropriate. The interest level and understanding of the material must be considered. Interest level is based on content—a book's themes and ideas—and indicates for which age group a book is appropriate.

How much does my child read during the school day?

We teach reading at school through the curriculum, in English lessons, and we have independent reading for 20 minutes each day. The children will experience a variety of text types. This may be individual reading, discrete groups and whole class. According to Renaissance Learning's research, children who read at least 20 minutes a day with a 90% comprehension rate on AR quizzes see the greatest gains. We ask that children read at least 3 times a week at home. The more they read at home, the better.

What does my score tell me?

100%

This book was comfortable for you. Perhaps try a book higher up in your ZPD range next time.

90%

This book was perfect for you. Perhaps try one or two book levels higher next time.

80%

This book was a little difficult for you. Perhaps choose one or two book levels lower next time.

70%

This book was quite challenging for you. Perhaps try a book at the lower end of your ZPD range next time.

60% or below

This book was too challenging. Perhaps try a book at the lower end of your ZPD or speak to your teacher for help.

How can I help my child become a better reader?

As with anything, performance improves with practice. Encourage your child to read at home, books of their own choice and interest as well as their AR book. Create a culture of reading in your household by reading with your child, starting a home library, visiting your local library or bookshop on a regular basis and by letting your child see you reading. When reading with your child stop and ask questions to be sure your child comprehends what they have read and in general make a habit of discussing books that each of you has read.

How else can I support at home?

- You can access your child's AR information in Renaissance Home Connect™ from a computer with web access. Once in the program, you can view your child's progress toward targets, points and books read to monitor your child's success.
- You can also access AR Book Finder to search for titles of interest. You can only access information about your child.
- www.arbookfind.co.uk

Questions to ask your child after reading...

Vipers heading	Content Domain reference	Content Domain Description
Vocabulary	2a	Give/explain the meaning of words in context
Infer	2d	Make inference from the text/ explain and justify using evidence from the text.
Predict	2e	Predict what might happen from the details stated and implied.
Explain	2f, 2g, 2h,	Identify/explain how information/narrative content is related and contributes to the meaning as a whole. Identify/explain how meaning is enhanced through choice of words and phrases. Make comparisons within the text
Retrieve	2b	Retrieve and record key information/key details from fiction and non-fiction
Summarise	2c	Summarise main ideas from more than one paragraph



KEYWORD

Vocabulary

Find and explain the meaning of words in context

Example questions

- What do the words and suggest about the character, setting and mood?
- Which word tells you that....?
- Which keyword tells you about the character/setting/mood?
- Find one word in the text which means.....
- Find and highlight the word that is closest in meaning to.....
- Find a word or phrase which shows/suggests that.....



INFER



JUSTIFY

Infer

Make and justify inferences using evidence from the text.

Example questions

- Find and copy a group of words which show that...
- How do these words make the reader feel? How does this paragraph suggest this?
- How do the descriptions of show that they are
- How can you tell that.....
- What impression of do you get from these paragraphs?
- What voice might these characters use?
- What was thinking when.....
- Who is telling the story?



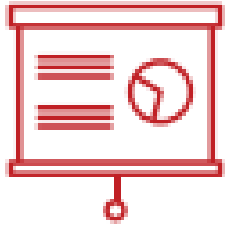
AHEAD

Predict

Predict what might happen from the details given and implied.

Example questions

- From the cover what do you think this text is going to be about?
- What is happening now? What happened before this? What will happen after?
- What does this paragraph suggest will happen next? What makes you think this?
- Do you think the choice of setting will influence how the plot develops?
- Do you think... will happen? Yes, no or maybe? Explain your answer using evidence from the text.



EXPLAIN


Explain

- Explain how content is related and contributes to the meaning as a whole.
- Explain how meaning is enhanced through choice of language.
- Explain the themes and patterns that develop across the text.
- Explain how information contributes to the overall experience.

Example questions

- Why is the text arranged in this way?
- What structures has the author used?
- What is the purpose of this text feature?
- Is the use of effective?
- The mood of the character changes throughout the text. Find and copy the phrases which show this.
- What is the author's point of view?
- What affect does have on the audience?
- How does the author engage the reader here?
- Which words and phrases did effectively?
- Which section was the most interesting/exciting part?
- How are these sections linked?






ZOOM

Retrieve

Retrieve and record information and identify key details from fiction and non-fiction.

Example questions

- How would you describe this story/text? What genre is it? How do you know?
- How did...?
- How often...?
- Who had...? Who is...? Who did....?
- What happened to...?
- What does.... do?
- How is?
- What can you learn from from this section?
- Give one example of.....
- The story is told from whose perspective?



HEADLINE

Summarise

Summarise the main ideas from more than one paragraph

Example questions

- Can you number these events 1-5 in the order that they happened?
- What happened after
- What was the first thing that happened in the story?
- Can you summarise in a sentence the opening/middle/end of the story?
- In what order do these chapter headings come in the story?

Quizzes!

- <https://www.renlearn.co.uk/quizzes/quizzes/213797.html>

Accelerated Reader

Stop Quiz

Diary of a Wimpy Kid

James Phillips

Sample Question 1 of 10

The only way kids could protect themselves from the Cheese Touch was to ---.

A cross their fingers

B wear long sleeves

C stay in the "safety zone"

D spray "invisible spray"



KS2 Reading Rewards

Reading 10,000 words	Certificate of achievement
Reading 25,000 words	A voucher for 25 Track it points
Reading 50,000 words...	A Golden Ticket to read in lesson time and reading sticker
Reading 75,000 words...	Reading Badge
Reading 100,000 words...	Design your own bookmark

Reading 150,000 words...

Keyring of your favourite
book cover!

Reading 300,000 words...

Magnetic Bookmark

Reading 500,000 words...

Stationery

Reading 700,000 words...

Book Light

Reading 900,000 words...

Magazine

Word Millionaire...

A special Charnwood
'Word Millionaire trophy'

Each read at home...

Track it Points

100% on an AR Quiz...

5 Track it Points

Chosen as the term's star reader in your class...

A special reading picnic



Millionaire Club Rewards

Reading 1,250,000 words...	Scented Bookmark
Reading 1,500,000 words...	A £5 book voucher
Reading 1,750,000 words...	Special trip to the library
Reading 2,000,000 words...	Double Word Millionaire Trophy
Reading 2,250,000 words...	A book of your choice from Amazon!
Reading 2,500,000 words...	Design a bookmark for your whole class!
Reading 3,000,000 words...	Triple Word Millionaire Trophy